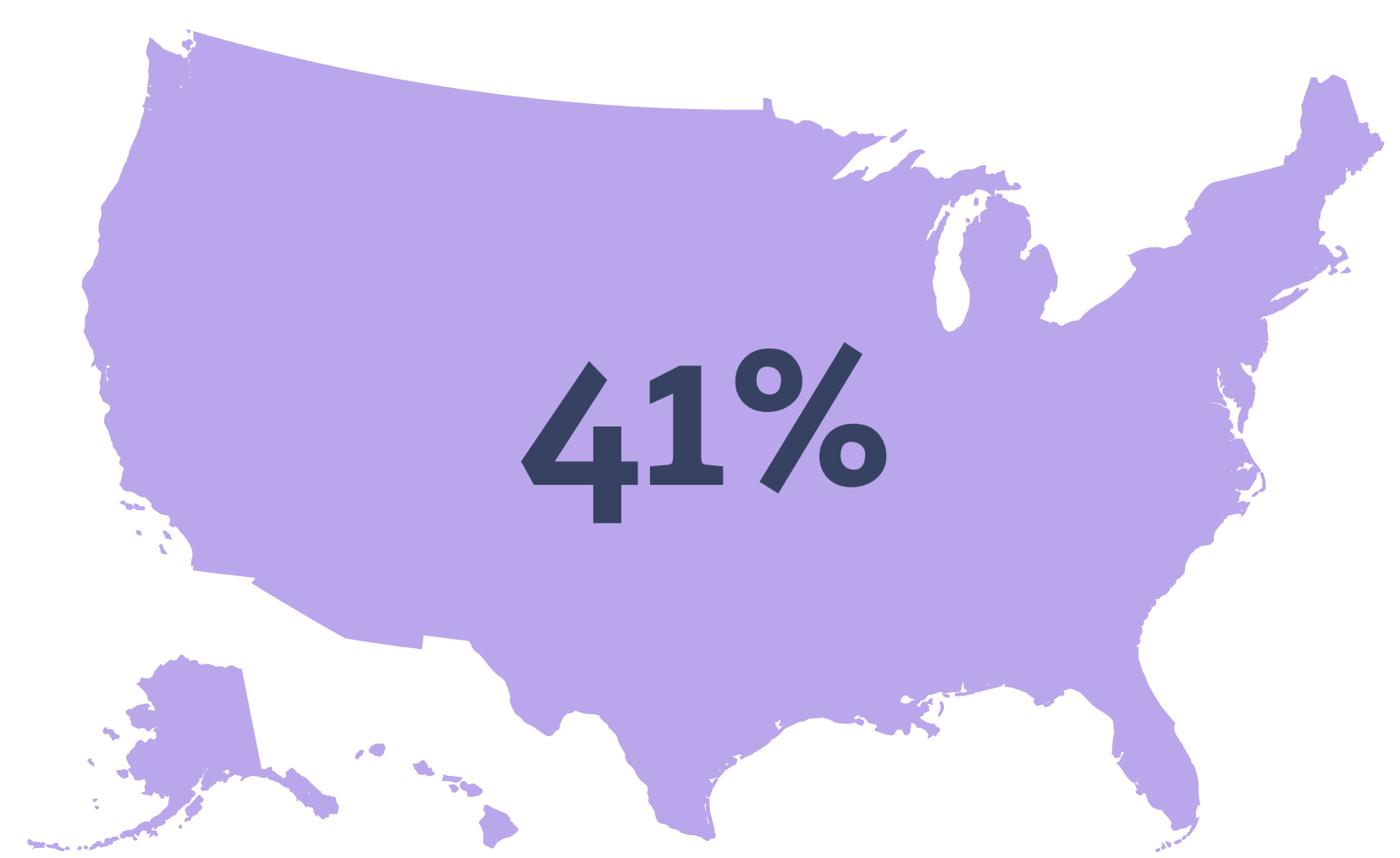


# TRUMAN STATE PRE-MED DATA

\*Data collected from 2012-2018 application cycles\*

**54%**  
acceptance  
rate to DO &  
MD schools




**T** Truman had 308 students apply to DO &/or MD schools in the 2012-2018 application cycles. 166 of those students were accepted.

**US** There were 270,874 applicants to DO & MD schools in 2012-2016. 110,607 applicants were accepted.

## Truman VS National

**Accepted (DO)**  
MCAT: 504  
Science GPA: 3.63  
Total GPA: 3.67

**Accepted (MD)**  
MCAT: 510  
Science GPA: 3.83  
Total GPA: 3.87



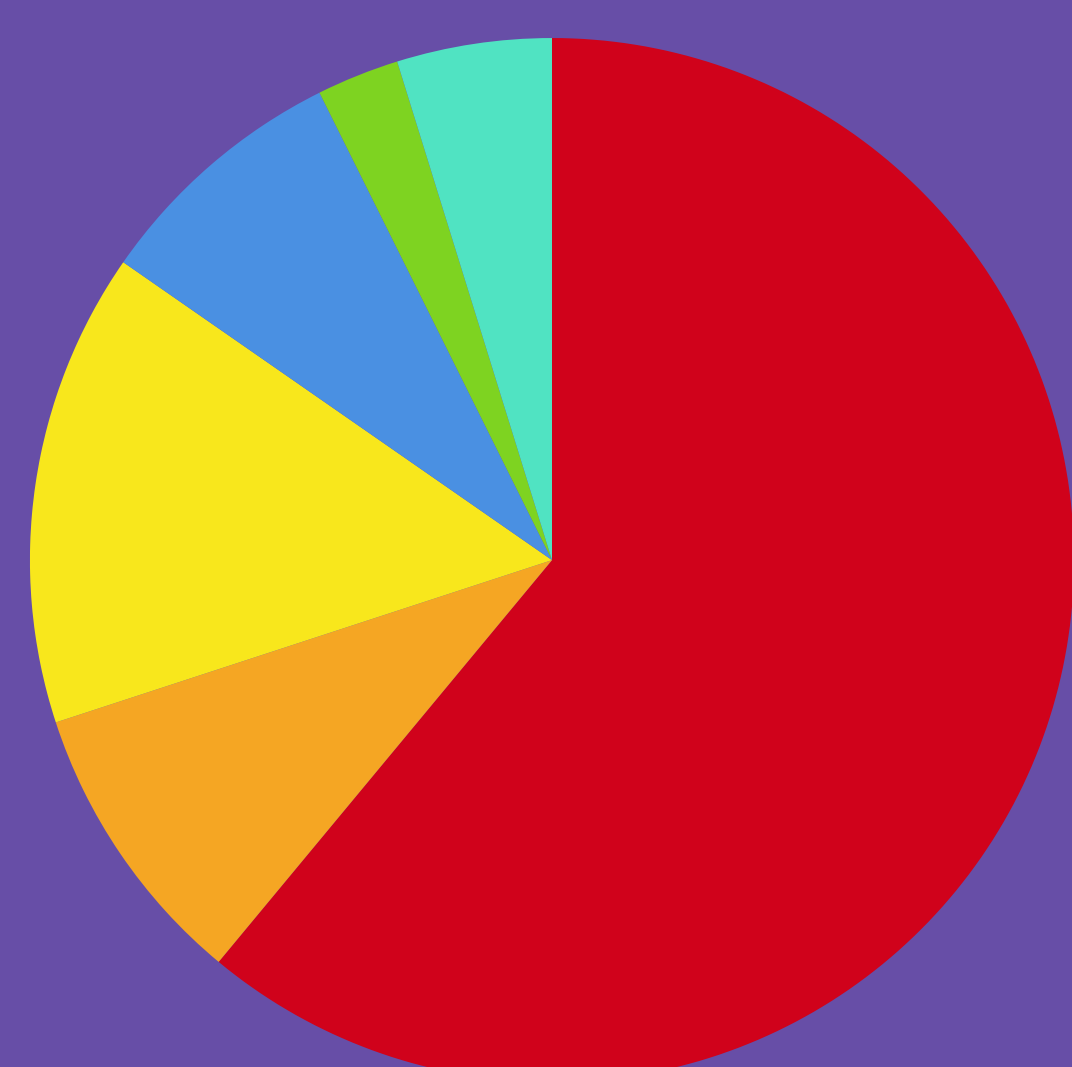
**Accepted (DO)**  
MCAT: 502  
Science GPA: 3.41  
Total GPA: 3.52

**Accepted (MD)**  
MCAT: 510  
Science GPA: 3.63  
Total GPA: 3.69

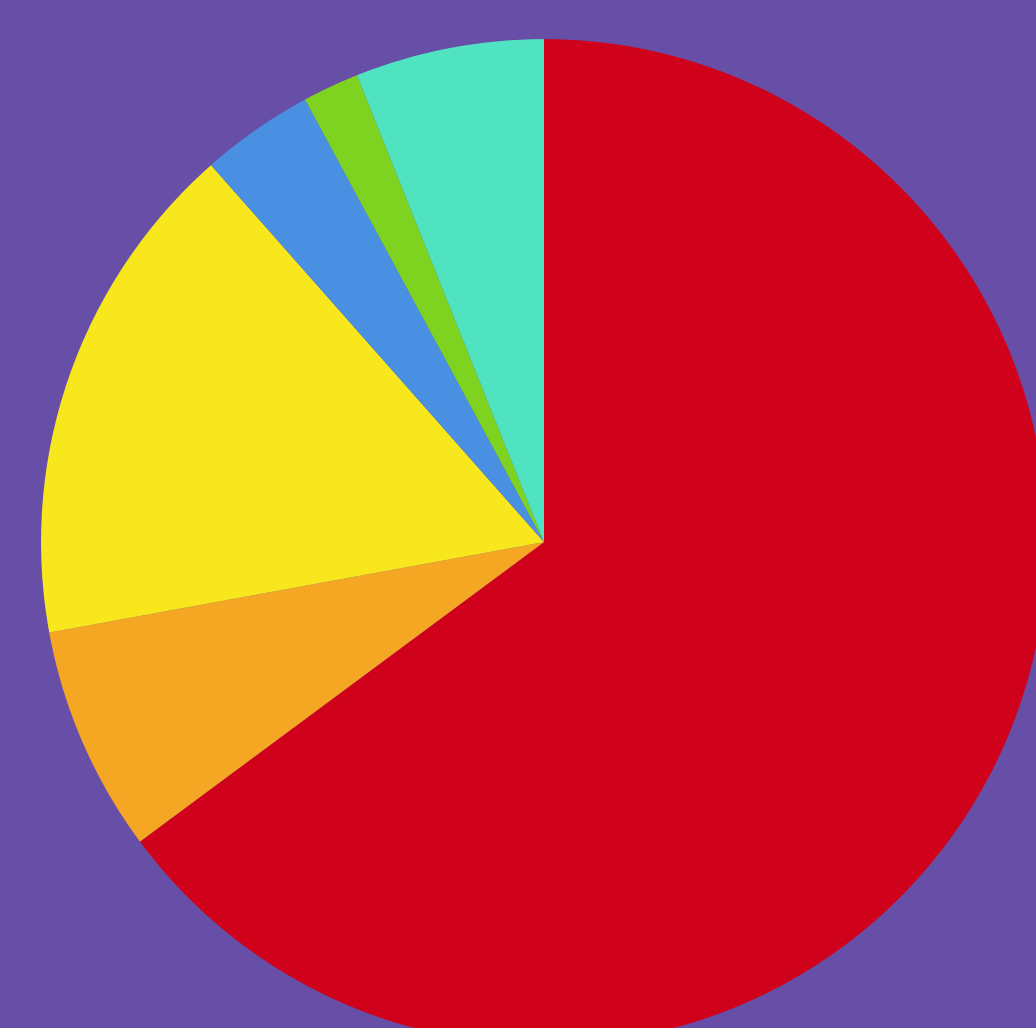
Where were Truman students accepted in 2012-2018?



Truman Pre-Medical Applicants' Majors



Truman Pre-Medical Accepted Students' Majors



■ Biology (61.02%) ■ Chemistry (8.95%) ■ Biology (64.85%) ■ Chemistry (7.27%)  
■ Exercise Science (14.70%) ■ Health Science (7.99%) ■ Exercise Science (16.36%) ■ Health Science (3.64%)  
■ Psychology (2.56%) ■ Other (4.79%) ■ Psychology (1.82%) ■ Other (6.06%)

Other majors include: Nursing, Agricultural Science, Computer Science, Philosophy & Religion, Business Administration, Economics